



UNI-JET 75

0,4 kW (50 Hz)

0,5 kW (60 Hz)

Del presente modello sono disponibili anche le seguenti versioni speciali:

This model is also available with the following specifications:

- ANTIDEFLAGRANTE / FLAME PROOF / EXPLOSION PROOF

- ANODIZZATO / ANODIZED TREATMENT

- a richiesta TENSIONI SPECIALI / SPECIAL VOLTAGES on request

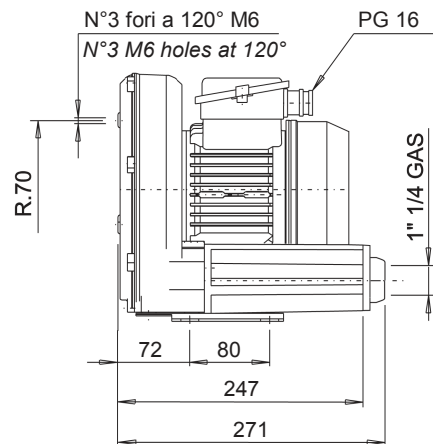
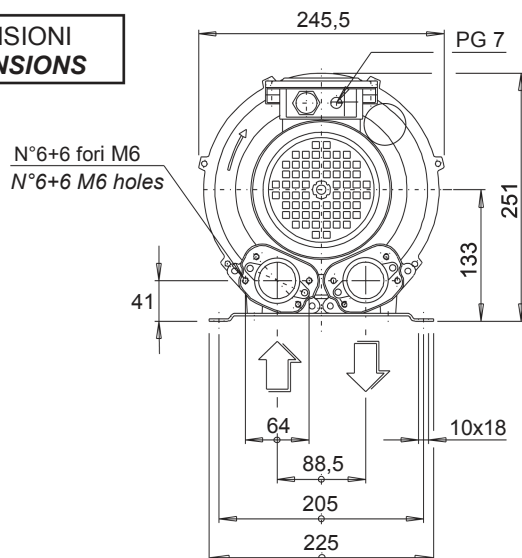
MOTORI COSTRUITI SECONDO LE NORME CEI 2-3 (1988) ISOL. CL F PROT. IP 54
MOTORS CONSTRUCTION CONFORM WITH CEI 2-3 (1988) NORMS. ISOL. CL F PROT. IP 54

	ARTICOLO ITEM CODE	kW absorbed AMPS. r.p.m.	V	Hz	assorb. AMP.	giri/min	LIMITE SERVIZIO MAX CONT. DUTY S1 mmH ₂ O	μF/V	dB (A)*	PESO Kg WEIGHT Kg
S I N G L E P H A S E	015025	0,4	230	50	3,1	2800	-1500 +1500 58	10/450		10
	015018	0,5	220	60	3,5	3400	-1350 +1450	10/450	61	10
	015030	0,5	110	60	7,0	3350	-1350 +1450	40/250	61	10
T H R E E P H A S E	015070 (T1)	0,4	180-230 Δ 290-400 Y	50 50	2,75 1,6	2820	-1500 +1500		58	10
		0,5	190-260 Δ 340-450 Y	60 60	2,75 1,6	3350	-1700 +1700		61	10
	015071 (T2)	0,4	220-270 Δ 380-465 Y	50 50	2,4 1,4	2800	-1500 +1500		58	10
		0,5	250-310 Δ 440-530 Y	60 60	2,4 1,4	3370	-1700 +1700		61	10
	015072 (T3)	0,4	260-310 Δ 450-535 Y	50 50	1,8 1,0	2820	-1500 +1500		58	10
		0,5	300-350 Δ 520-610 Y	60 60	1,8 1,0	3350	-1700 +1700		61	10

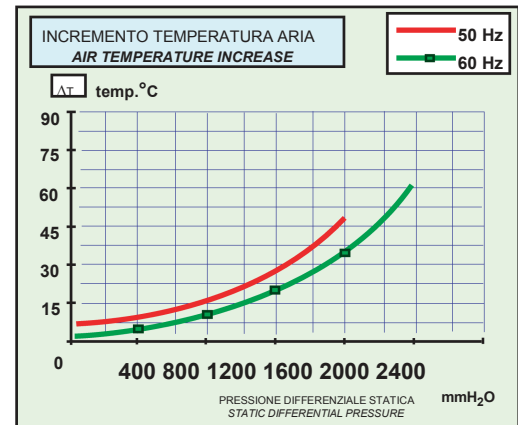
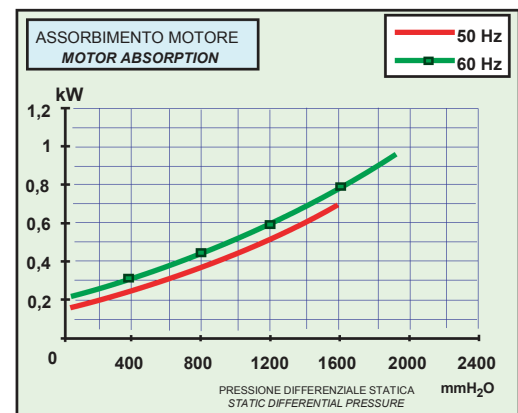
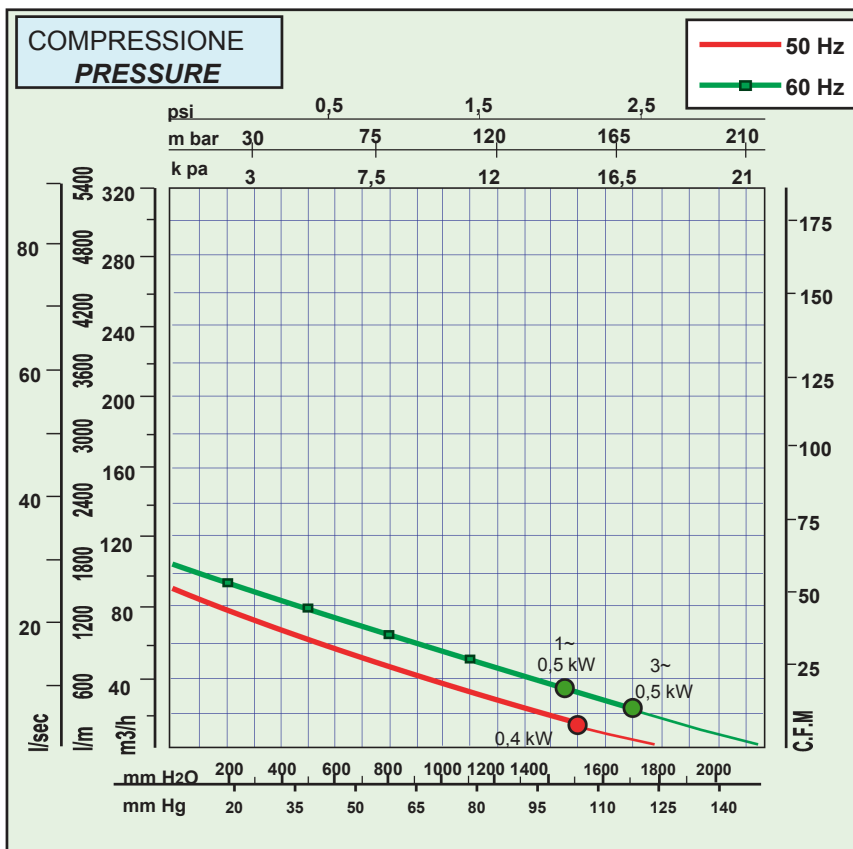
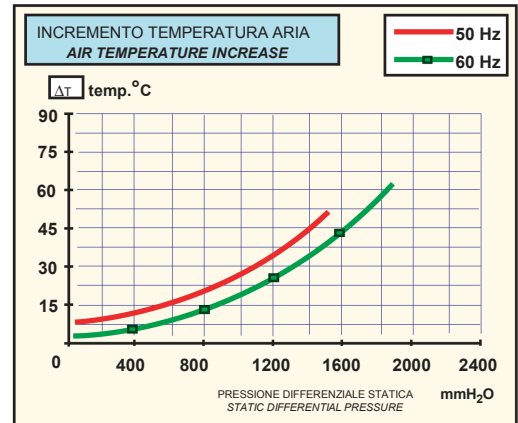
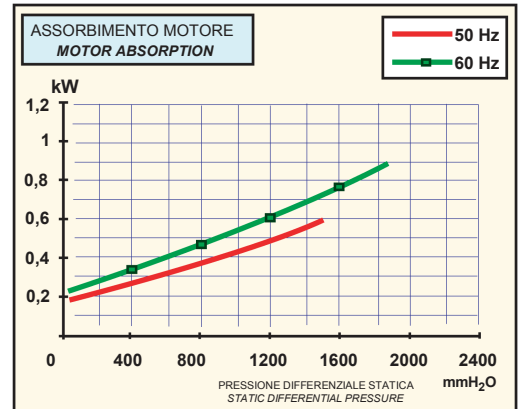
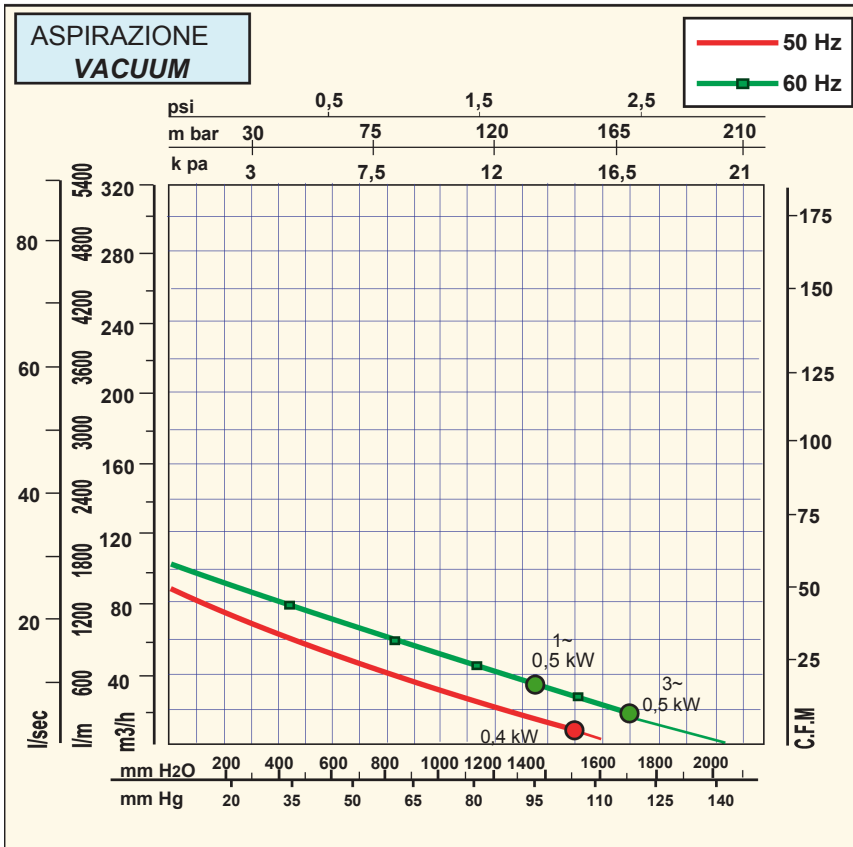
* Livello di pressione sonora rilevato secondo le Norme ISO 3746 - 1979 (E). Parametri: r=1 - Rumore di fondo ≤ 51 dB (A) - Strumento: Brüel & Kjær type 2232.

* Sound pressure level tested according to ISO regulation 3746 - 1979 (E). Parameters: r=1 - Background noise ≤ 51 dB (A) - Instrument: Brüel & Kjær type 2232.

DIMENSIONI DIMENSIONS



Le dimensioni di ingombro sono espresse in millimetri
All dimensions are in mm.



Tutti i dati della presente scheda tecnica si intendono indicativi e potranno essere modificati dalla casa in qualsiasi momento senza nessun preavviso.

La curva di aspirazione è riferita ad aria alla temperatura media di 20 °C e 1013 mbar sul raccordo di mandata.

La curva di compressione è riferita ad aria alla temperatura media di 20 °C e 1013 mbar sul raccordo di aspirazione.

All data is intended as an indication and may be modified without prior notice.

The vacuum curve is valid for pumping air, with a temperature of 20°C at the inlet flange and with a pressure of 1013 mbar at the discharge port.

The pressure curve is valid for pumping air, with an average temperature of 20°C and 1013 mbar at the inlet flange.

Valore max di pressione per servizio continuativo
Max value for continuous duty

1~= MonoFase / Single Phase
3~= TriFase / Three Phase